



1064nm Polarization Insensitive Isolator

Key Features


- Low insertion loss
- High isolation
- Optical path epoxy free
- Low PDL & PMD
- High Reliability
- Excellent Temperature Stability

Polarization Insensitive Isolator utilizes Faraday Effect of Magneto optical crystal. It guides optical light in one direction and eliminates back reflection and back scattering in the reverse direction at any polarization state. The unique manufacturing process and optical path epoxy-free design enhance the device's high-power handling capability. The devices are characterized with low insertion loss, high isolation, high return loss, excellent environmental stability and reliability and low cost. It has been widely used in EDFAs, Raman amplifiers, DWDM systems, Fiber lasers, transmitters and other fiber optic communication equipments to suppress back reflection and back scattering.

If you do not see a standard isolator that meets your needs, we welcome the opportunity to review your desired specification and quote a custom isolator. Requests for custom fiber pigtailed, different wavelengths and handling power of operation or other specific needs will be readily addressed.

Applications

- WDM System
- Fiber Amplifiers
- Fiber Lasers
- Transmitters



For more Info

Please contact us at:

Tel: +86-755-23736280

Fax: +86-755-26746512

E-mail: sales@dkphotonics.com

<https://www.dkphotonics.com>

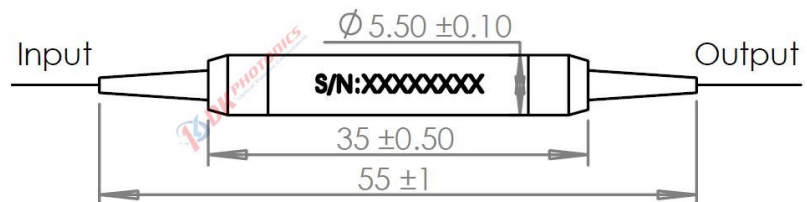
Add.:

4F, Bldg. 18, Qinghu Industrial Park,


Dahe Road, Longhua Dis.,

Shenzhen, China 518109

Package Dimension:



*Due to ongoing design improvements, the package size is subject to change. Please contact DK Photonics for confirmation if you have special requirements.



1064nm Polarization Insensitive Isolator

Performance Specifications

Parameter	Unit	Values			
Stage	-	Single		Dual	
Grade	-	P	A	P	A
Operating Wavelength	nm	1064			
Band Width	nm	±5			
Typ. Peak Isolation at 23°C	dB	42	38	55	52
Min. Isolation at 23°C	dB	35	32	45	42
Typ. Insertion Loss at 23°C	dB	1.5	1.6	2.3	2.6
Max. Insertion loss at 23°C	dB	1.8	2.2	3.2	3.4
Return Loss (In/Out)	dB	> 50/50			
PDL	dB	< 0.1			
PMD	ps	<0.15			
Maximum Power Handling (CW)	mW	200		100	
Max. Tensile Load	N	5			
Fiber Type	-	1060-XP			
Operating Temperature	°C	0 ~ + 65			
Storage Temperature	°C	-40 ~+85			
Dimensions	mm	Φ5.5× L35			

- Above specifications are for device without connector.
- For devices with connectors, IL will be 0.3dB higher, RL will be 5dB lower.
- For this 1064nm Isolator, Due to high IL, it is recommended to use average power of <200mW for single stage and <100mW for dual stage. If you need higher handle power, please look for our 1064nm TGG High power isolator.
- If there is pulse application, please be sure to inform us of pulse energy and peak power.

Order information P/N: ISO -①-②-③-④-⑤-⑥-⑦-⑧

When you inquire, please provide the correct P/N number according to our ordering information and attach the appropriate description would be better. If need any connector, we do not recommend choosing a 250µm bare fiber pigtail.

①	②	③	④	⑤	⑥	⑦	⑧
Type	Wavelength	Grade	Power Handling	Fiber Type	Pigtails Diameter	Fiber Length	Connector
IS: Single stage	64:1064nm 80:1080nm	P:P Grade A: A Grade	L: lower power	06X: 1060-XP	25:250µm bare fiber 90:900µm Loose Fiber	05:0.5m 10:1.0m 15:1.5m	00: None FP: FC/PC FA: FC/APC LA: LC/APC XX: Others
IU: Dual stage	XX: Others				XX: Others	XX: Others	

Part Number Example: ISO-IS-64-P-L-06X-25-10-00

Description: 1064nm Polarization Insensitive Optical Isolator-300mW, Single Stage, P grade, with 1060-XP 250um bare fiber, 1.0m length fiber pigtails, without connectors at all ports.

Ordering Information for Custom Parts

If you need to customize other specifications, please provide detailed description for your requirement.