

1064nm Polarization Maintaining Dual Fiber Collimator

Key Features



- Low Insertion Loss
- High Extinction Ratio
- Compact Design
- Wide Operating Wavelength
- High Reliability and Stability

The Dual PM Fiber Collimator is the basic element for in-line PM fiber optics components, such as PM Circulators and PM WDM. It has high extinction ratio, low insertion and high return loss. The unique processing and high-quality AR coating also enable this collimator to handle high power.

If you do not see a standard PM Fiber Collimator that meets your needs, we welcome the opportunity to review your desired specification and quote a custom PM Fiber Collimator, Requests for custom fiber pigtailed, different wavelengths and handling power of operation or other specific needs will be readily addressed.

Applications

- PM Circulators
- PM WDM
- PM Coupler
- Signal Processing



For more Info

Please contact us at:

Tel: +86-755-23736280

Fax: +86-755-26746512

E-mail: sales@dkphotonics.com

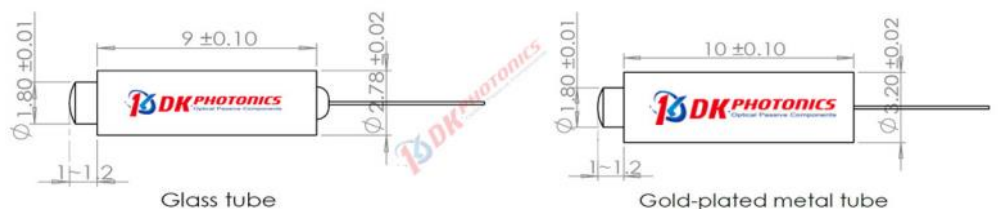
<https://www.dkphotonics.com>

Add.:

4F, Bldg. 18, Qinghu Industrial Park,
Dahe Road, Longhua Dis.,

Shenzhen, China 518109

Package Dimension:



*Due to ongoing design improvements, the package size is subject to change. Please contact DK Photonics for confirmation if you have special requirements.



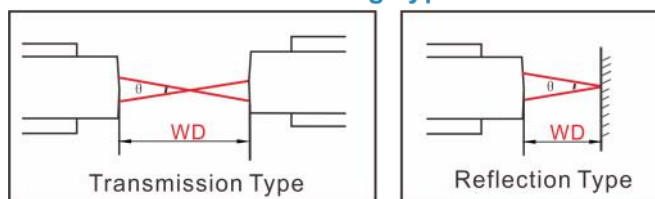
1064nm Polarization Maintaining Dual Fiber Collimator

Performance Specifications

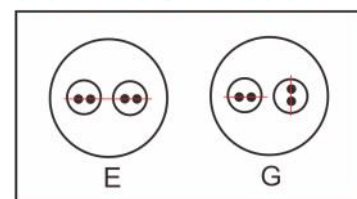
Parameter	Unit	Values
Operating wavelength (λ_c)	nm	1064
Operating wavelength range	nm	± 50
Working Type	-	Transmission Reflection
Working Distance	mm	5~10 11~30 31~50 0mm for G-lens, 2.4mm for C-lens
Max. Insertion Loss (λ_c @1064nm)	dB	0.30 0.40 0.50 0.30
Min. Extinction Ratio (@23°C)	dB	22
Min. Return Loss	dB	55
Fiber Type	-	PM980-XP Panda fiber
Max. Power Handling	W	0.5, 1, 3, 5, 10
Operating temperature	°C	-5~+70
Storage temperature	°C	-40~+85
Dimension	mm	$\Phi 3.2 \times 10$ (Metal holder) or $\Phi 2.78 \times 9.0$ (Glass tube)

1. The specifications are w/o connector. Other lens sizes can also be customized according to requirements.
2. For devices with connectors, IL will be 0.3dB higher, RL will be 5dB lower and ER will be 2dB lower. The default connector key is aligned to slow axis. Power transmits through the connector less than 2W.
3. When purchasing the collimator, please inform us whether it is used alone or in pairing. If paired, we will pack and ship the paired ones together.
4. For G-lens, Working Distance <20mm.

Working Type



Slow Axis Orientation



Order information

P/N: PMCOLL-D-②-③-④-⑤-⑥-⑦-⑧-⑨-⑩(D: Dual fiber)

When you inquire, please provide the correct P/N number according to our ordering information, and attach the appropriate description would be better. If need any connector, we do not recommend choosing a 250 μ m bare fiber pigtail.

①	②	③	④	⑤	⑥	⑦	⑧	⑨	⑩
Wave-length	Working Distance	Power Handling	Working Type	Slow axis Orientation	Lens Type	Pigtails Diameter	Fiber Length	Connectors	Dimension
64:1064nm XX: Others	0:<0mm 5:5mm 10:10mm	L:<0.5W 1:1W 3:3W 5:5W	T:Transm ission R:Reflect ion	E: As draw- ing G: As draw- ing	C: C-lens G: G-lens	25:250 μ m bare fiber 90:900 μ m Loose Fiber XX: Others	10:1.0m 13:1.3m 15:1.5m 20:2.0m	00: None FP: FC/PC FA: FC/APC XX: Others	3.2x10 2.78x9

Part Number Example: PMCOLL-D-64-5-L-T-E-C-25-10-00-2.78X9

Description:1064nm Polarization Maintaining Dual Fiber Collimator, 5mm working distance ,0.5W hand power, Transmission type, E type slow axis, C lens, PM980 panda fiber, bare fiber, 1.0m fiber length, and no connector, package dimension:2.78x9mm.

Ordering Information for Custom Parts

If you need to customize other specifications, please provide detailed description for your requirement.