

## Band Pass Filter-for 1550nm PM fiber laser

### Key Features

- Low Insertion Loss
- High isolation
- High power handling
- High Stability and Reliability

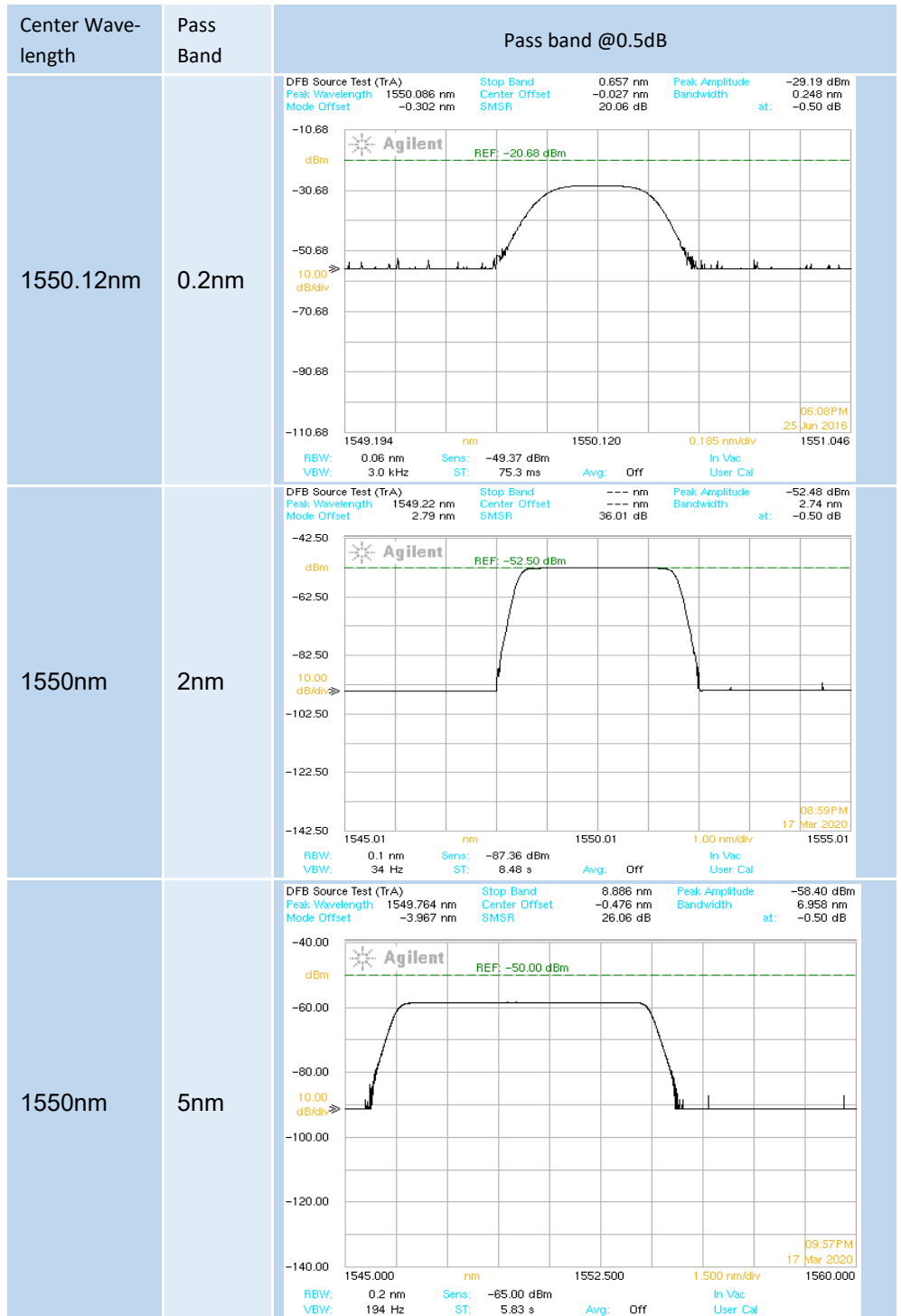

The Band-pass Filter is a micro-optics device based on environmentally stable thin-film filter technology. It is used to block out unwanted noise signals in fiber amplifier or fiber laser systems. The components are characterized with high isolation, low insertion loss, high return loss, excellent environmental stability and high-power handling capability. They are ideal for fiber amplifiers, fiber lasers, and high-speed communication system and instrumentation applications.

### Part of the reference spectrum



### Applications

- Fiber laser
- Fiber amplifier



## For more Info

### Please contact us at:

Tel: +86-755-23736280

Fax: +86-755-26746512

E-mail: [sales@dkphotonics.com](mailto:sales@dkphotonics.com)

<https://www.dkphotonics.com>

Add.:

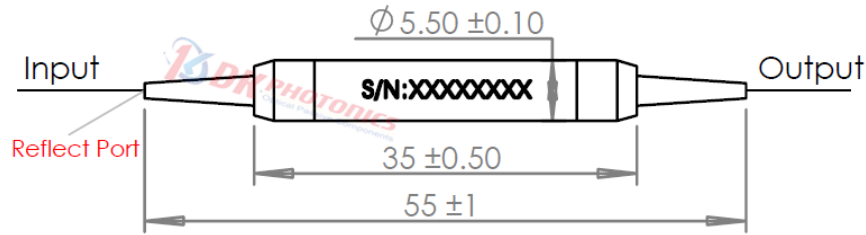
4F, Bldg. 18, Qinghu Industrial Park,

Dahe Road, Longhua Dis.,

Shenzhen, China 518109

## Band Pass Filter-for 1550nm PM fiber laser

### Package Dimension:



\*Due to ongoing design improvements, the package size is subject to change. Please contact DK Photonics for confirmation if you have special requirements.

### Performance Specifications

Parameter	Unit	Specification
Max. Insertion Loss over Pass Band	dB	0.8
Min. Extinction Ratio	Type B	dB
	Type F	dB
Min. Return Loss	dB	50
Fiber Type	-	PM1550-XP, or other
Max. Power Handling	W	0.5, 1, 2, 3, 5, 10
Max. Tensile Load	N	5
Operating Temperature	°C	-5 - 75
Storage Temperature	°C	-40 - 85
Dimensions	mm	Φ5.5×L35

Center Wavelength(nm)	Min. PB @0.5dB(nm)	Min. SB (nm)
1550.12	0.2	0.5 @25dB down
	0.4	0.8 @25dB down
	0.8	1.2 @25dB down
1550	2	6 @30dB down
	5	12 @30dB down
	10	20 @30dB down
	15	25 @30dB down
1530/1540/1560/1580	2	5 @25dB down

Other center wavelengths and bandwidths can also be customized, but MOQ is required, please contact us.

\*Above specifications are for device without connector.

\* "B" for Both axis working, "F" for Fast axis blocking, Integrated polarizer.

\*For devices with connectors, IL will be 0.3dB higher, RL will be 5dB lower, ER (PM fiber) will be 2dB lower. Power transmits through the connector less than 2W, connector key is default aligned to the slow axis

\*For >10W high power applications, we will use heat sink package, contact DK Photonics for details.

\*Since the function of the BPF is to block unwanted noise signals, the blocked light remains in the interior of the housing, so we do not recommend applying it to too high power or adding reflection port to reflect the blocked light.

\*Other center wavelengths and bandwidths can also be customized, but MOQ is required, please contact us.

### Order information P/N: PMBPF-①-②-③-④-⑤-⑥-⑦-⑧

When you inquire, please provide the correct P/N number according to our ordering information, and attach the appropriate description would be better. If need any connector, we do not recommend choosing a 250μm bare fiber pigtail.

①	②	③	④	⑤	⑥	⑦	⑧	
Port	Wavelength	Pass bandwidth	Axis Alignment	Power Han-	Pigtails Diameter	Fiber Length	Connector	
101:1x1 (default)	55:1550nm	02:0.2nm	B: Both axis working	L:<0.3W	25:250μm bare fiber	05:0.5m	00: None	
102: 1x2 (With reflect unwanted signals port)		04:0.4nm		F: Fast axis blocking		1:1W	08:0.8m	FP: FC/PC
		2:2nm		2:2W		90:900μm Loose Fiber	10:1.0m	FA: FC/APC
		5:5nm				XX: Others	XX: Others	LA: LC/APC
		10:10nm					XX: Others	
		15:15nm						

**Part Number Example:** PMBPF-1x1-55-2-F-L-25-10-00

**Description:** 1550nm PM Band Pass Filter, 1X1,2nm pass bandwidth, Fast axis blocking,300mW power, 1.0m PM1550-XP fiber, with bare fiber, no connectors at all ports.

### Ordering Information for Custom Parts

If you need to customize other specifications, please provide detailed description for your requirement.