


## 1550nm Polarization Maintaining Single Fiber Collimator

### Key Features

- Low Insertion Loss
- High Extinction Ratio
- Compact Design
- Wide Operating Wavelength
- High Reliability and Stability


The PM Fiber Collimator is the basic element for in-line PM fiber optics components, such as PM isolator and PM DWDM. It has high extinction ratio, low insertion and high return loss. The unique processing and high-quality AR coating also enable this collimator to handle high power.

If you do not see a standard PM Fiber Collimator that meets your needs, we welcome the opportunity to review your desired specification and quote a custom PM Fiber Collimator. Requests for custom fiber pigtailed, different wavelengths and handling power of operation or other specific needs will be readily addressed .



### Applications

- PM Circulators
- PM WDM
- PM Coupler
- Signal Processing



## For more Info

### Please contact us at:

Tel: +86-755-23736280

Fax: +86-755-26746512

E-mail: [sales@dkphotonics.com](mailto:sales@dkphotonics.com)

<https://www.dkphotonics.com>

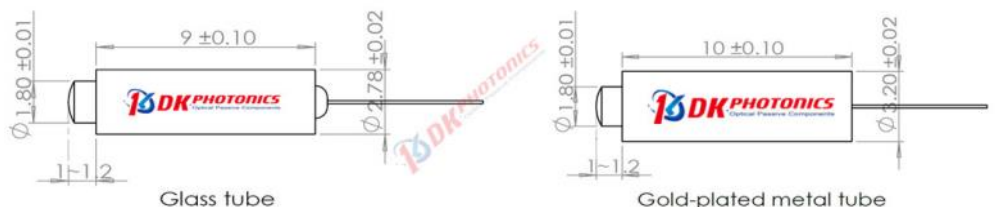
Add.:

4F, Bldg. 18, Qinghu Industrial Park,

Dahe Road, Longhua Dis.,

Shenzhen, China 518109

### Package Dimension:



\*Due to ongoing design improvements, the package size is subject to change. Please contact DK Photonics for confirmation if you have special requirements.

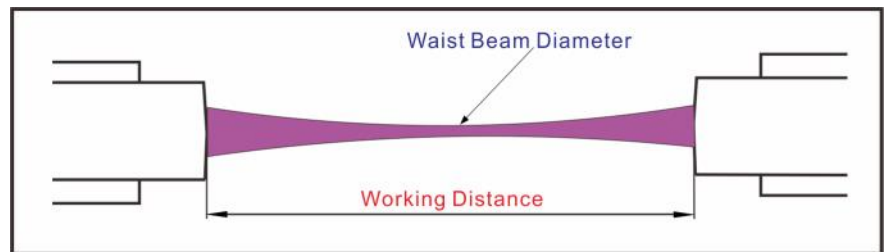


## 1550nm Polarization Maintaining Single Fiber Collimator

### Performance Specifications

Parameter	Unit	Values	
Type	-	Standard	Long working distance
Operating wavelength ( $\lambda_c$ )	nm	1550	
Operating wavelength range	nm	$\pm 30$	
Max. Working Distance	mm	20	50~100(C-lens)
Max. Insertion Loss ( $\lambda_c$ @1550nm)	dB	0.20	0.30
Waist Beam Diameter	mm	$\sim 0.35$	$\sim 0.45$
Min. Extinction Ratio	dB	23	
Min. Return Loss	dB	55	
Fiber Type	-	PM1550-XP Panda fiber	
Max. Power Handling	W	0.5, 1, 3, 5, 10	
Operating temperature	$^{\circ}\text{C}$	$-5 \sim +70$	
Storage temperature	$^{\circ}\text{C}$	$-40 \sim +85$	
Dimension	1.8(OD lens)	mm	$\Phi 3.2 \times 10$ (Metal holder) or $\Phi 2.78 \times 9.0$ (Glass tube)

- The specifications are w/o connector. Other lens sizes can also be customized according to requirements.
- For devices with connectors, IL will be 0.3dB higher, RL will be 5dB lower and ER will be 2dB lower. The default connector key is aligned to slow axis. Power transmits through the connector less than 2W.
- Waist Beam Diameter is measured at the alignment wavelength at 1/2 working distance.
- When purchasing the collimator, please inform us whether it is used alone or in pairing. If paired, we will pack and ship the paired ones together.
- For G-lens, Working Distance < 20mm



### Order information P/N: PMCOLL-S-②-③-④-⑤-⑥-⑦-⑧(S: single fiber)

When you inquire, please provide the correct P/N number according to our ordering information, and attach the appropriate description would be better. If need any connector, we do not recommend choosing a 250 $\mu\text{m}$  bare fiber pigtail.

①	②	③	④	⑤	⑥	⑦	⑧
Wave-length	Working Distance	Power Handling	Lens Type	Pigtails Diameter	Fiber Length	Connectors	Dimension
15: 1550nm	0: <0mm	L: <0.5W	C: C-lens	25: 250 $\mu\text{m}$ bare	10: 1.0m	00: None	3.2x10
XX: Others	5: 5mm	1: 1W	G: G-lens	fiber	13: 1.3m	FP: FC/PC	2.78x9
	10: 10mm	3: 3W		90: 900 $\mu\text{m}$ Loose	15: 1.5m	FA: FC/ APC	
		5: 5W		Fiber	20: 2.0m	XX: Others	
				XX: Others	XX: Others		

**Part Number Example:** PMCOLL-S-15-5-L-C-25-10-00-2.78X9

### Ordering Information for Custom Parts

If you need to customize other specifications, please provide detailed description for your requirement.