

1570/2000nm Polarization Maintaining Fused WDM

Key Features



- Low Insertion Loss
- High Isolation
- High Extinction Ratio
- High power handling
- Polarization-Insensitive
- High Stability and Reliability

DK Photonics uses unique fusing technique and polarization maintaining fiber to build the 1570/2000nm polarization maintaining fused WDM. It features low excess loss, small size and high polarization extinction ratio. PM fused WDM is widely used for fiber laser, optical sensors and optical gyro.

This product can also be used to multiplex other wavelengths. Including 980/1030 nm (pulsed laser applications) and 1064/1550 nm (Erbium-Ytterbium pumping). Low power (300mW, 500mW) and high power (20W) handling are available. They are ideal for polarization maintaining fiber amplifiers, fiber lasers, and high-speed communication system and instrumentation applications.

Applications

- Fiber laser
- Fiber amplifier
- Fiber Sensor
- Monitoring in Coherent Systems
- Communications



For more Info

Please contact us at:

Tel: +86-755-23736280

Fax: +86-755-26746512

E-mail: sales@dkphotonics.com

<https://www.dkphotonics.com>


Add.:

4F, Bldg. 18, Qinghu Industrial Park,

Dahe Road, Longhua Dis.,

Shenzhen, China 518109

Package Dimension



*Due to ongoing design improvements, the package size is subject to change. Please contact DK Photonics for confirmation if you have special requirements.



1570/2000nm Polarization Maintaining Fused WDM

Performance Specifications

Parameter	Unit	Specifications	
Operating Wavelength	nm	1570/2000	
Operating bandwidth	nm	±15	
Max. Insertion Loss	Shorter wavelength	dB	0.50
	Signal Port	dB	0.50
Min. Isolation	dB	15	
Min. Extinction Ratio	dB	18	
Min. Directivity	dB	55	
Max. Power Handling	W	2, 5, 10	
Fiber Type	-	PM1550(default) or PM1950	
Fiber Pigtail Length	m	1m or custom length	
Port Configuration	-	1x2/2x2	
Operating Temperature	°C	-5 ~ +70	
Storage Temperature	°C	-50 ~ +85	
Package Dimension	mm	Φ3.0×54(bare fiber) , Φ3.0×60(900μm loose tube)	

- Other wavelengths can also be customized according to requirements.
- Above specifications are for device without connector, and the PM fused coupler is both axis working, no axis can be blocked; default test extinction ratio is on the slow axis. All parameters are tested at room temperature at central wavelength only.
- For devices with connectors, IL will be 0.3dB higher, RL will be 5dB lower and ER will be 2dB lower. Power transmits through the connector less than 2W. The default connector key is aligned to slow axis.
- Regarding power, normal fused WDM can handling 1W with connector, <5W with bare fiber output, <10W when spliced. For >10W high power applications, we will use heat sink package, contact DK PHOTONICS for details.
- If there is pulse application, please be sure to inform us of pulse energy and peak power.

Order information P/N: PMFBTWD-①-②-③-④-⑤-⑥

When you inquire, please provide the correct P/N number according to our ordering information and attach the appropriate description would be better. If need any connector, we do not recommend choosing a 250μm bare fiber pigtail.

①	②	③	④	⑤	⑥
Port	Operating Wavelength	Power Handling	Pigtails Diameter	Fiber Length	Connector
102:1x2	2057:1570/2000nm	L:0.5W	25:250μm bare fiber	08:0.8m	00: None
202:2x2	XX: Others	2:2W	90:900μm Loose tube	10:1.0m	FP: FC/PC
		5:5W	XX: Others	XX: Others	FA: FC/APC
		10:10W			SA: SC/APC
					LA: LC/APC
					XX: Others

Part Number Example: PMFBTWD-102-2057-2-90-10-FA

Description: 1570/2000nm 1x2 Polarization Maintaining Fused WDM -2W, 1.0m PM1550 Panda Fiber with 0.9mm OD loose tube, and FC/APC connectors at all ports.

Ordering Information for Custom Parts

If you need to customize other specifications, please provide detailed description for your requirement.