



1940nm In-line Polarizer

Key Features


- Low Insertion Loss
- High Power Handling
- High Extinction Ratio
- Low Cost
- High Reliability

The In-line Polarizer is designed to pass light with one specific polarization while blocking the other polarization. It can be used to convert no-polarized light into polarized light with high extinction ratio. It can also be used to enhance the extinction ratio of signals with its excellent polarization properties. It is ideal for high-speed communication systems and test instrumentation where high polarization extinction ratio is required.

If you do not see a standard In-line Polarizer that meets your needs, we welcome the opportunity to review your desired specification and quote a custom In-line Polarizer. Requests for custom fiber pigtailed, different wavelengths and handling power of operation or other specific needs will be readily addressed.

Applications

- Fiber Amplifiers
- Fiber lasers
- Fiber Sensor
- Test and Measurement
- Communications System



For more Info

Please contact us at:

Tel: +86-755-23736280

Fax: +86-755-26746512

E-mail: sales@dkphotonics.com

<https://www.dkphotonics.com>

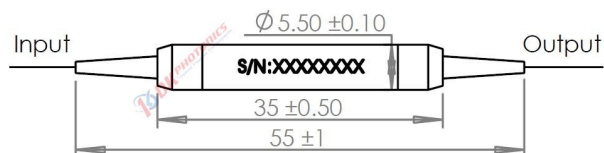
Add.:

4F, Bldg. 18, Qinghu Industrial Park,


Dahe Road, Longhua Dis.,

Shenzhen, China 518109

Package Dimension:



*Due to ongoing design improvements, the package size is subject to change. Please contact DK Photonics for confirmation if you have special requirements.



1940nm In-line Polarizer

Performance Specifications

Parameter	Unit	Values
Operating Wavelength	nm	1940
Bandwidth	nm	±30
Typ. Insertion Loss@23°C	dB	0.8
Max. Insertion Loss@23°C	dB	1.0
Typ. Extinction Ratio	dB	28
Min. Extinction Ratio	dB	25
Min. Return Loss	dB	50
Fiber Type In/Out	Option 1	- PM1550→PM1550 or PM1950 →PM1950
	Option 2	- SMF-28e→PM1550 or SM195→PM1950
	Option 3	- SMF-28e→SMF-28e or SM195→SM1950
Max. Power Handling	W	0.5, 1, 3, 5
Max. Tensile Load	N	5
Operating temperature	°C	-5~+70
Storage temperature	°C	-40~+85
Dimension	mm	Φ5.5× L35

*Above specifications are for device without connector.

*For devices with connectors, IL will be 0.3dB higher, RL will be 5dB lower and ER will be 2dB lower. The default connector key is aligned to slow axis. Powers transmit through the connector less than 2W.

*For >10W high power applications, we will use heat sink package, contact DK Photonics for details.

* If there is pulse application, please be sure to inform us of pulse energy and peak power.

Order information P/N: ILP-①-②-③-④-⑤-⑥

When you inquire, please provide the correct P/N number according to our ordering information and attach the appropriate description would be better. If need any connector, we do not recommend choosing a 250µm bare fiber pigtail.

①	②	③	④	⑤	⑥
Wavelength	Power Handling	Fiber Type	Pigtails Diameter	Fiber Length	Connector
1940:1940nm	L:<0.5W	115:PM1550-PM1550	25:250µm bare fiber	08:0.8m	00: None
2000:2000nm	1:1W	119: M1950-PM1950	90:900µm Loose Fiber	10:1.0m	FP: FC/PC
2050:2050nm	3:3W	2:SM- PM	XX: Others	XX: Others	FA: FC/APC
XX: Others	5:5W	3:SM-SM			XX: Others

Part Number Example: ILP-1940-1-119-90-10-FA

Description: 1940nm In-line Polarizer, 1W Power, PM1950 fiber to PM1950 fiber, with 0.9mm OD loose tube, 1.0m length fiber and FC/APC connectors at all ports.

Ordering Information for Custom Parts

If you need to customize other specifications, please provide detailed description for your requirement.