

1x2(2x2) 680nm Single Mode Fused Coupler

Key Features



- Wavelength 400 - 750 nm Available
- Coupling Ratio from 1/99 to 50/50 Available
- Low Excess Loss
- High Stability and Reliability
- Special Wavelengths WDM also Available

Applications

- Fiber Optic Instruments
- Fiber Amplifiers
- Power Monitoring
- Fixed Attenuation
- Testing Instruments

DK Photonics uses unique fusing technique to build the 400~750nm fused coupler (SMC). The coupling ratio could be selected according to customer's request. It features low excess loss, small size and low PDL.

If you do not see a standard SM Fused Coupler that meets your needs, we welcome the opportunity to review your desired specification and quote a custom SM fused Coupler. Requests for custom fiber pigtailed, different wavelengths, tap Ratio and handling power of operation or other specific needs will be readily addressed.



For more Info

Please contact us at:

Tel: +86-755-23736280

Fax: +86-755-26746512

E-mail: sales@dkphotonics.com

<https://www.dkphotonics.com>

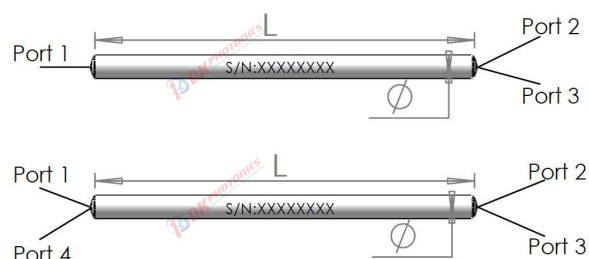
Add.:

4F, Bldg. 18, Qinghu Industrial Park,

Dahe Road, Longhua Dis.,

Shenzhen, China 518109

Package Dimension



*Due to ongoing design improvements, the package size is subject to change. Please contact DK Photonics for confirmation if you have special requirements.

1x2(2x2) 680nm Single Mode Fused Coupler

Performance Specifications

Parameter	Unit	Values
Configuration	-	1x2 or 2x2
Center Wavelength	nm	680
Wavelength Range	nm	±10
Coupling Ratio	%	1~50
Typ. Excess Loss	dB	0.3
Max. PDL	dB	0.2
Min. Return Loss	dB	55
Max. Power Handling	mW	100 mW (With Connectors or Bare Fiber), 250 mW (Spliced)
Max. Tensile Load	N	5
Fiber Type	-	630-HP
Operating Temperature	°C	-40~ +80
Storage Temperature	°C	-40 ~ +85
Dimensions (Φ×L)	mm	Φ3.0×54, or Φ3.0×60

1. Above specification are for device without connector, and may change without notice.

2. Other specifications and wavelength can be made on customer request.

3. IL is 1.0 dB higher and RL is 5 dB lower for each connector added.

Order information P/N: FBTC-①-②-③-④-⑤-⑥-⑦

When you inquire, please provide the correct P/N number according to our ordering information, and attach the appropriate description would be better. If need any connector, we do not recommend choosing a 250μm bare fiber pigtail.

①	②	③	④	⑤	⑥	⑦
Port	Operating Wavelength	Coupling Ratio	Fiber type	Pigtail Diameter	Fiber Length	Connector
102:1x2	680:680nm	50:50/50	S63: 630-HP	25:250μm bare fiber	08:0.8m	00: None
202:2x2	XX: Others	40:40/60	XX: Others	90:900μm Loose tube	10:1.0m	FP: FC/PC
		20:20/80		XX: Others	XX: Others	FA: FC/APC
		10:10/90				XX: Others
		05:5/95				
		01:1/99				
		XX: Others				

Part Number Example: FBTC-102-680-50-S63-25-10-00

Description: 680nm 1x2 Single Mode Fused Coupler, 50:50 coupling ratio, 1.0m 630-HP bare fiber, and no connector at all ports.

Ordering Information for Custom Parts

If you need to customize other specifications, please provide detailed description for your requirement.