

850nm TGG Based PM Optical Isolator

Key Features

- High isolation
- Low insertion loss
- Cost Effective
- Excellent environmental stability and reliability

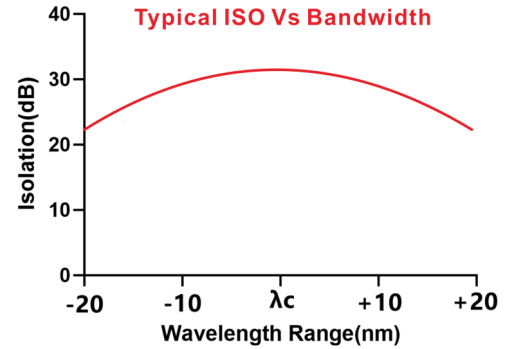
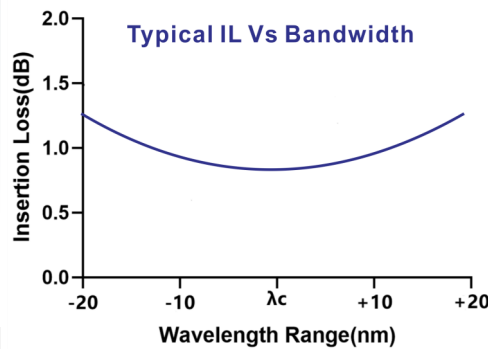
The Optical Isolator is characterized with low insertion loss, high isolation, high return loss, excellent environmental stability and reliability. It has been widely used in lasers, transmitters and other fiber optics communication equipment to suppress back reflection and back scattering.

If you do not see a standard isolator that meets your needs, we welcome the opportunity to review your desired specification and quote a custom isolator. Requests for custom fiber pigtailed, different wavelengths and handling power of operation or other specific needs will be readily addressed.



Applications

- Fiber Optic Amplifiers
- Fiber Optic Laser
- Test and Measurement
- Instrumentation



For more Info

Please contact us at:

Tel: +86-755-23736280

Fax: +86-755-26746512

E-mail: sales@dkphotonics.com

<https://www.dkphotonics.com>

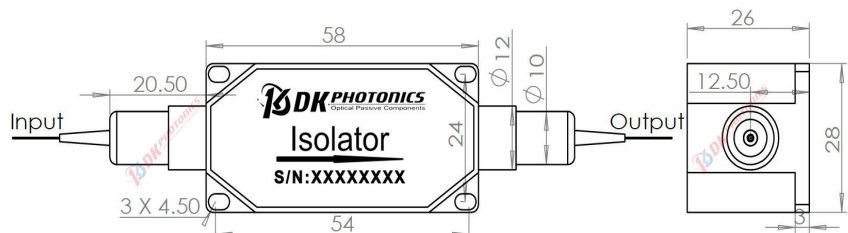
Add.:

4F, Bldg. 18, Qinghu Industrial Park,


Dahe Road, Longhua Dis.,

Shenzhen, China 518109

Package Dimension:



*Due to ongoing design improvements, the package size is subject to change. Please contact DK Photonics for confirmation if you have special requirements.



Polarization Maintaining Components

850nm TGG Based PM Optical Isolator

Performance Specifications

Parameter	Unit	Values
Central Wavelength	nm	850
Operating Wavelength Range	nm	±10
Typ. Peak Isolation	dB	30
Min. Isolation in Band (at 23°C)	dB	25
Typ. Insertion Loss	dB	1.0
Max. Insertion Loss (at 23°C)	dB	1.5
Min. Extinction Ratio(for PM fiber)	dB	18(Type B), 20(Type F)
Min. Return Loss	dB	45
Maximum Power Handling (continuous wave)	W	0.5, 1, 2, 5
Max. Peak Power for ns Pulse	kW	1, 5, 10
Max. Tensile Load	N	5
Fiber Type	-	PM780-HP, or other
Operating Temperature	° C	0 ~ + 70
Storage Temperature	° C	-40 ~ +85
Dimensions	mm	58x28x26

- Above specifications are for device without connector.
- For devices with connectors, IL will be 0.3dB higher, RL will be 5dB lower and ER will be 2dB lower. The default connector key is aligned to slow axis. Power transmits through the connector less than 2W.
- If there is pulse application, please be sure to inform us of pulse energy and peak power.
- Type B: Both axis working, Type F: Fast axis blocked, the default is Type B if without request.

Order information P/N: PMISO-B/F-①-②-③-④-⑤-⑥-⑦

When you inquire, please provide the correct P/N number according to our ordering information and attach the appropriate description would be better. If need any connector, we do not recommend choosing a 250µm bare fiber pigtail. For high power applications, we recommend direct splicing without connectors.

①	②	③	④	⑤	⑥	⑦
Wavelength	Optical Power	Power Type	Fiber Type	Pigtails Diameter	Fiber Length	Connector Type
85:850nm XX: Others	L:<0.5W 1:1W 3:3W 5:5W	P: Pulsed C:Continuous Wave	P78: PM780-HP XX: fiber name	25:250µm bare fiber 90:900µm Loose Fiber XX: Others	10:1.0m XX: Others	00: None FP: FC/PC FA: FC/APC XX: Others

Part Number Example: PMISO-F-85-1-C-P78-90-10-00

Description: TGG Based 850nm PM Optical Isolator, fast axis blocked, 1W power handling, continuous wave, PM780-HP fiber, with 0.9mm OD loose tube, 1.0m length fiber pigtails, no connectors at all ports.

Ordering Information for Custom Parts

If you need to customize other specifications, please provide detailed description for your requirement.