

980nm Polarization Maintaining Single Fiber Collimator

Key Features



- Low Insertion Loss
- High Extinction Ratio
- Compact Design
- Wide Operating Wavelength
- High Reliability and Stability

The PM Fiber Collimator is the basic element for in-line PM fiber optics components, such as PM isolator and PM DWDM. It has high extinction ratio, low insertion and high return loss. The unique processing and high-quality AR coating also enable this collimator to handle high power.

If you do not see a standard PM Fiber Collimator that meets your needs, we welcome the opportunity to review your desired specification and quote a custom PM Fiber Collimator. Requests for custom fiber pigtailed, different wavelengths and handling power of operation or other specific needs will be readily addressed .

Applications

- PM Circulators
- PM WDM
- PM Coupler
- Signal Processing



For more Info

Please contact us at:

Tel: +86-755-23736280

Fax: +86-755-26746512

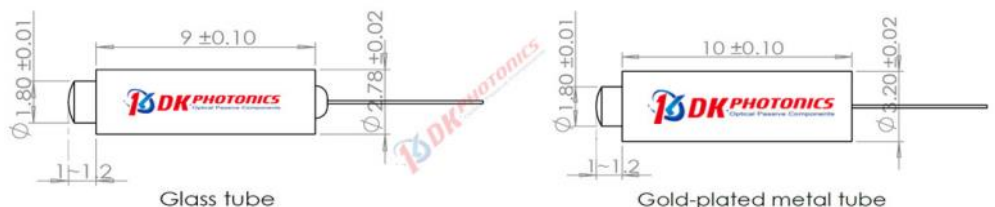
E-mail: sales@dkphotonics.com

<https://www.dkphotonics.com>


Add.:

4F, Bldg. 18, Qinghu Industrial Park,
 Dahe Road, Longhua Dis.,
 Shenzhen, China 518109

Package Dimension:



*Due to ongoing design improvements, the package size is subject to change. Please contact DK Photonics for confirmation if you have special requirements.

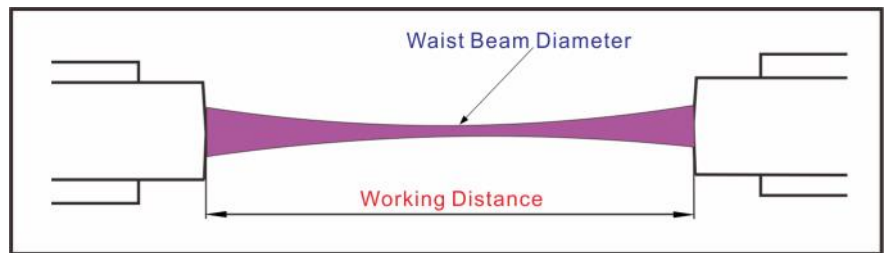


980nm Polarization Maintaining Single Fiber Collimator

Performance Specifications

Parameter	Unit	Values	
Type	-	Standard	Long working distance
Operating wavelength (λ_c)	nm	980	
Operating wavelength range	nm	± 30	
Max. Working Distance	mm	20	50~100(C-lens)
Max. Insertion Loss (λ_c @980nm)	dB	0.30	0.40
Waist Beam Diameter	mm	~0.35	~0.45
Min. Extinction Ratio	dB	23	
Min. Return Loss	dB	55	
Fiber Type	-	PM980-XP Panda fiber	
Max. Power Handling	W	0.5, 1, 3, 5, 10	
Operating temperature	$^{\circ}\text{C}$	-5~+70	
Storage temperature	$^{\circ}\text{C}$	-40~+85	
Dimension	1.8(OD lens)	mm	$\Phi 3.2 \times 10$ (Metal holder) or $\Phi 2.78 \times 9.0$ (Glass tube)

1. The specifications are w/o connector. Other lens sizes can also be customized according to requirements.
2. For devices with connectors, IL will be 0.3dB higher, RL will be 5dB lower and ER will be 2dB lower. The default connector key is aligned to slow axis. Power transmits through the connector less than 2W.
3. Waist Beam Diameter is measured at the alignment wavelength at 1/2 working distance.
4. When purchasing the collimator, please inform us whether it is used alone or in pairing. If paired, we will pack and ship the paired ones together.
5. For G-lens, Working Distance <20mm



Order information P/N: PMCOLL-S-②-③-④-⑤-⑥-⑦-⑧(S: single fiber)

When you inquire, please provide the correct P/N number according to our ordering information, and attach the appropriate description would be better. If need any connector, we do not recommend choosing a 250 μm bare fiber pigtail.

①	②	③	④	⑤	⑥	⑦	⑧
Wave-length	Working Distance	Power Handling	Lens Type	Pigtails Diameter	Fiber Length	Connectors	Dimension
980:980nm	0:<0mm	L:<0.5W	C: C-lens	25:250 μm bare	10:1.0m	00: None	3.2x10
XX: Others	5:5mm	1:1W	G: G-lens	fiber	13:1.3m	FP: FC/PC	2.78x9
	10:10mm	3:3W		90:900 μm Loose	15:1.5m	FA: FC/ APC	
		5:5W		Fiber	20:2.0m	XX: Others	
				XX: Others	XX: Others		

Part Number Example: PMCOLL-S-98-5-L-C-25-10-00-2.78X9

Ordering Information for Custom Parts

If you need to customize other specifications, please provide detailed description for your requirement.