

C+L Band 4 port Polarization Insensitive Optical Circulator

Key Features


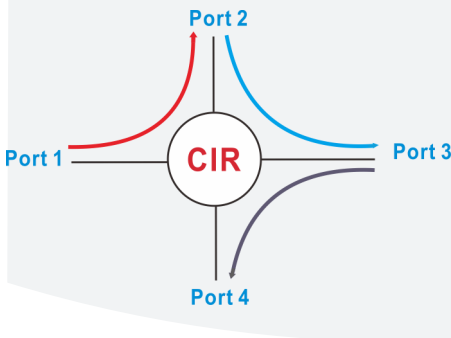
- Low Insertion Loss
- Wide Band High Isolation
- Low PDL
- Compact In-Line Package
- High Stability and Reliability
- Epoxy Free Optical Path

The C+L Band 4 Port Polarization Insensitive Optical Circulator is a compact, high-performance light-wave component that routes incoming signals from Port 1 to Port 2, incoming Port 2 signals to Port 3, and incoming Port 3 signals to Port 4. This component provides high isolation, low insertion loss, and excellent environment stability. It can be used for wavelength add/drop, dispersion compensation and EDFA applications.

If you do not see a standard Optical Circulator that meets your needs, we welcome the opportunity to review your desired specification and quote a custom circulator. Requests for custom fiber pigtailed, different wavelengths and handling power of operation or other specific needs will be readily addressed.

Applications

- Optical Amplifier
- Metro Area Network
- Wavelength Add / Drop
- Dispersion Compensation
- Bi-Direction Communication



For more Info

Please contact us at:

Tel: +86-755-23736280

Fax: +86-755-26746512

E-mail: sales@dkphotonics.com

<https://www.dkphotonics.com>

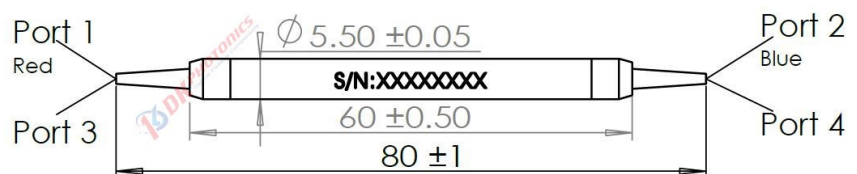
Add.:

4F, Bldg. 18, Qinghu Industrial Park,

Dahe Road, Longhua Dis.,

Shenzhen, China 518109

Package Dimension:



*Due to ongoing design improvements, the package size is subject to change. Please contact DK Photonics for confirmation if you have special requirements.

C+L Band 4 Port Polarization Insensitive Optical Circulator

Performance Specifications

Parameter	Unit	Values	
Grade	-	P Grade	A Grade
Configuration	-	Port 1 to Port 2 to Port 3 to Port 4	
Operation Wavelength	nm	C+L Band	
Channel Peak Isolation	dB	50	
Channel Minimum Isolation	dB	38	
Typical Insertion Loss,23°C	dB	0.8	1.0
Minimum Insertion Loss,23°C	dB	1.0	1.2
Min. Return Loss	dB	50	
Min. Channel Cross Talk	dB	50	
Max. Polarization Dependent Loss	dB	0.15	
Max. Polarization Mode Dispersion	ps	0.1	
Maximum Power Handling(Total input, continuous wave)	W	0.5	
Max. Tensile Load	N	5	
Fiber Type	-	SMF-28e fiber	
Operating Temperature	°C	0 ~+70	
Storage Temperature	°C	-40 ~+85	
Package Dimension	mm	Ø5.5xL60	

1. Above specification are for device without connector and may change without notice.
2. IL is 0.3 dB higher and RL is 5 dB lower for each connector added.

Order information P/N: PIOC-①-②-③-④-⑤-⑥-⑦

When you inquire, please provide the correct P/N number according to our ordering information, and attach the appropriate description would be better. If need any connector, we do not recommend choosing a 250µm bare fiber pigtail.

①	②	③	④	⑤	⑥	⑦
Port	Operating Wavelength	Grade	Power Handling	Fiber Diameter	Fiber Length	Connector
4:4port	13:1310nm 15:1550nm CL:C+L Band	P: P grade A: A grade	L: <0.5W 1:1W 3:3W	25:250µm bare fiber 90:900µm Loose Fiber XX: Others	05:0.5m 10:1.0m 15:1.5m XX: Others	00: None FP: FC/PC FA: FC/APC SA: SC/APC LP: LC/PC LA: LC/APC XX: Others

Part Number Example : PIOC-4-CL-P-L-90-10-FA

Description: C+L Band 4-port Polarization Insensitive Optical Circulator, P grade, 500mW power handling, with 0.9mm OD loose tube,1.0m length fiber pigtails, FC/APC connectors at all ports.

Ordering Information for Custom Parts

If you need to customize other specifications, please provide detailed description for your requirement.